



ROAD PLAN

ROAD PLAN

*Make the best pavement
maintenance decisions.*

We can help!

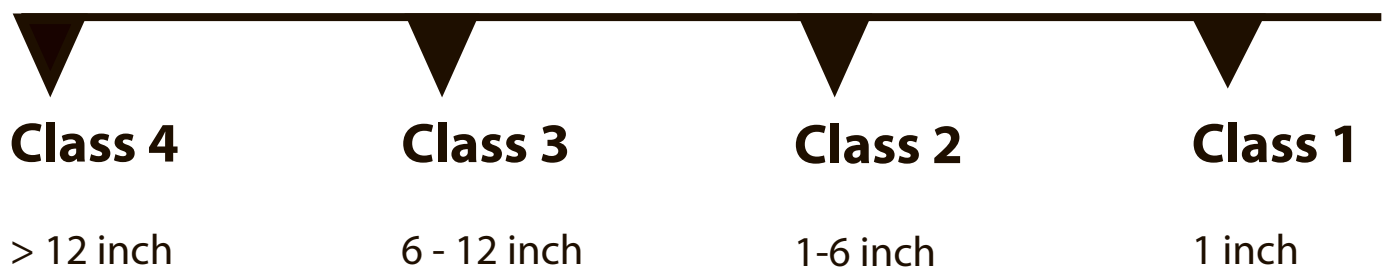


ROAD PLAN

Road Plan uses high speed data collection equipment that detects all types of road decay.



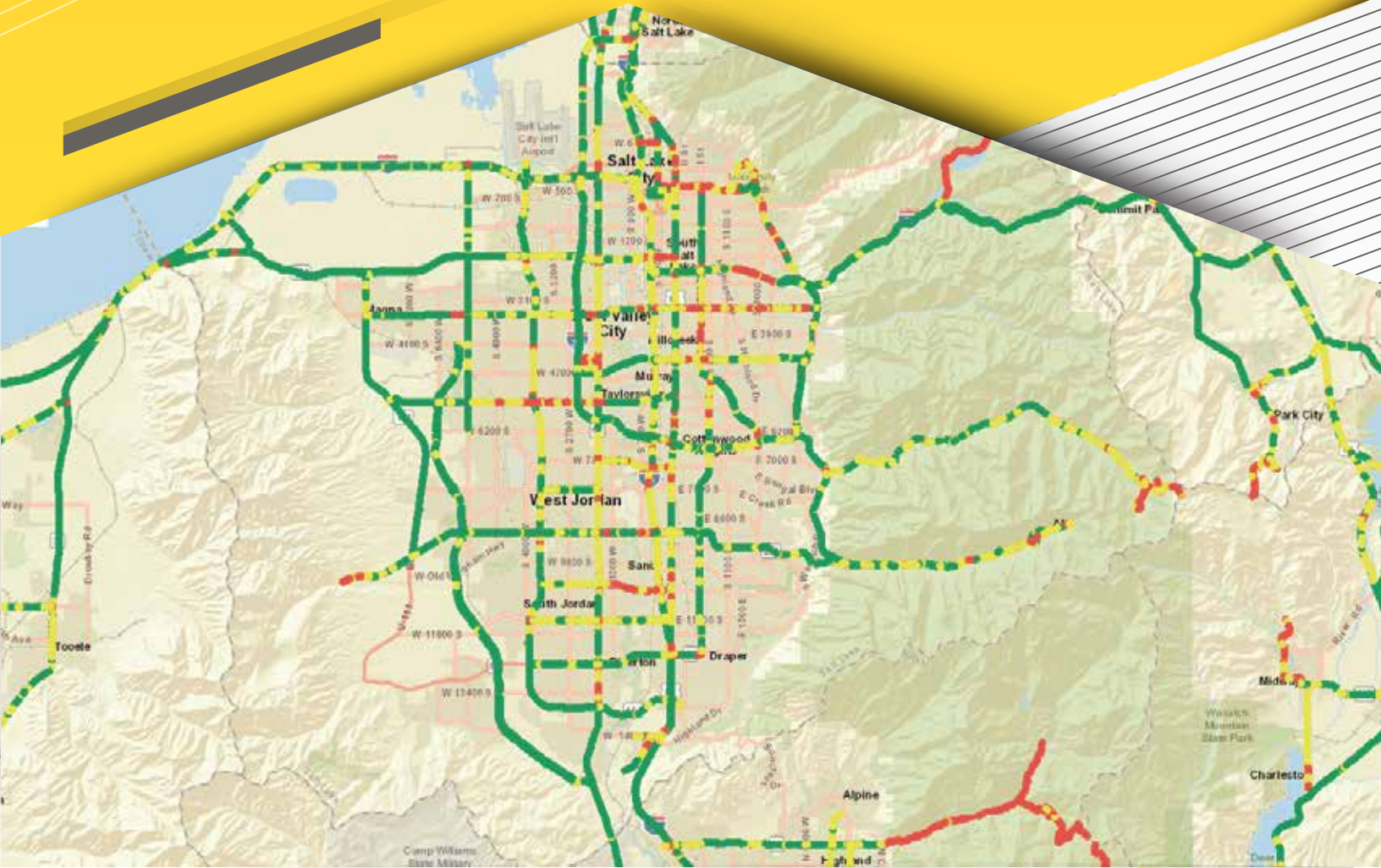
Road Plan collects 10 times more data than a typical Class I profiler



Road Plan - 0.1 inch



Road Plan displays maps of your road sections color coded by road smoothness.



Green is for your smoothest roads, while yellow and red indicates rough sections of road.



Road Plan Pavement Maintenance Management System (PMMS)

Detects Thermal Cracks



Detects Weight Cracked Areas



Detects Early Stages of Raveling



Detects Smoothness



Road: Central Street

Road section: 800 East to 1200 West

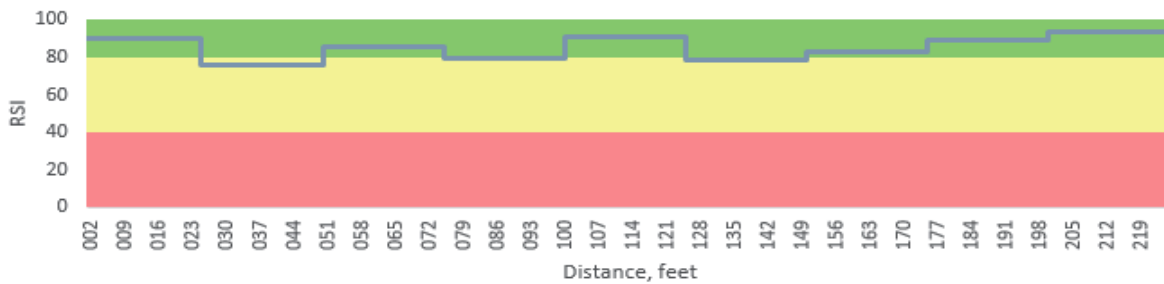
Agency	Sample Agency
Year	2020
Road	Central Street
Road Section	800 E to 1200 W

SAMPLE

	Condition	Smoothness	Weight Cracks	Thermal Cracks	Raveling	Potholes	Rutting
Overall	82	85	100	80	60	97	100
Annual Decay		\$538	\$454	\$1,361	\$1,271	\$865	\$91



25 MPH City Street



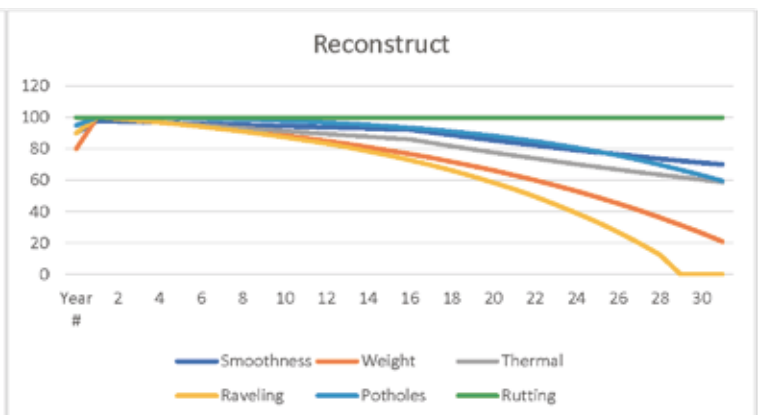
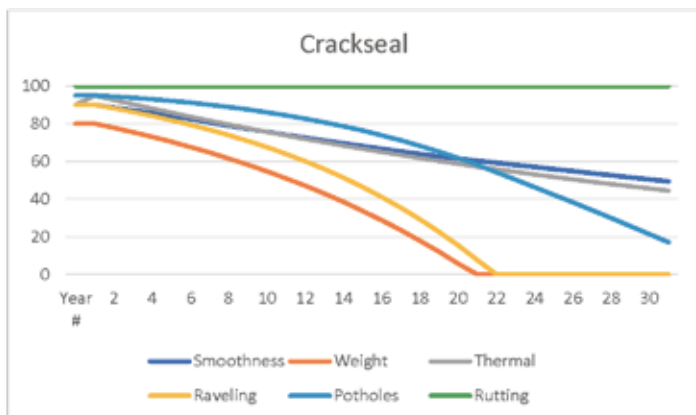
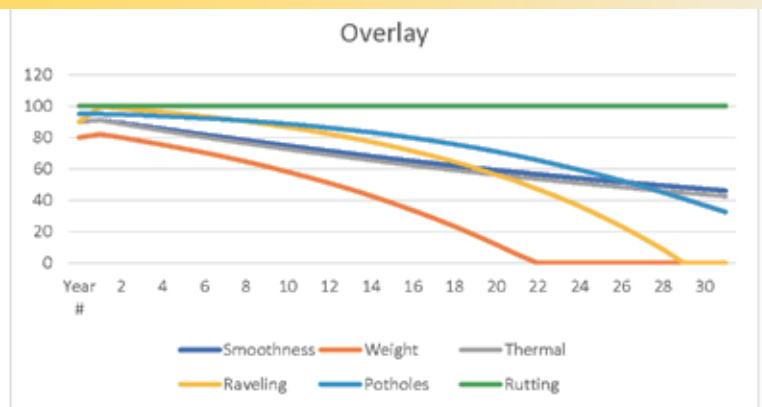
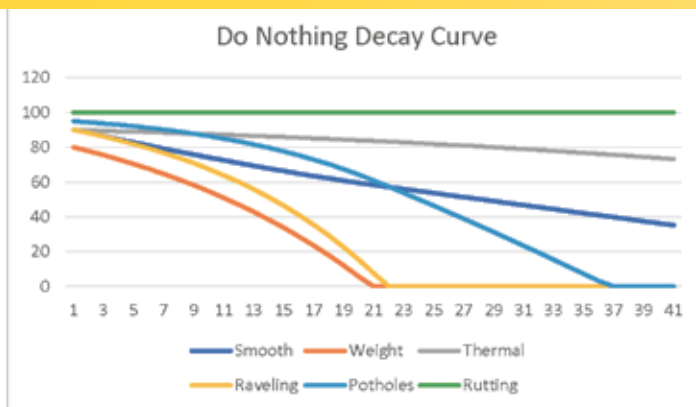
Present Value	\$342,672
Annual Decay	\$939
New Road Value	\$363,000

Increased users cost due to road roughness and potholes:	
Increased car maintenance cost	\$800
Increased fuel costs	\$1,100

Road Plan will help you decide which maintenance procedures to use on your roads.

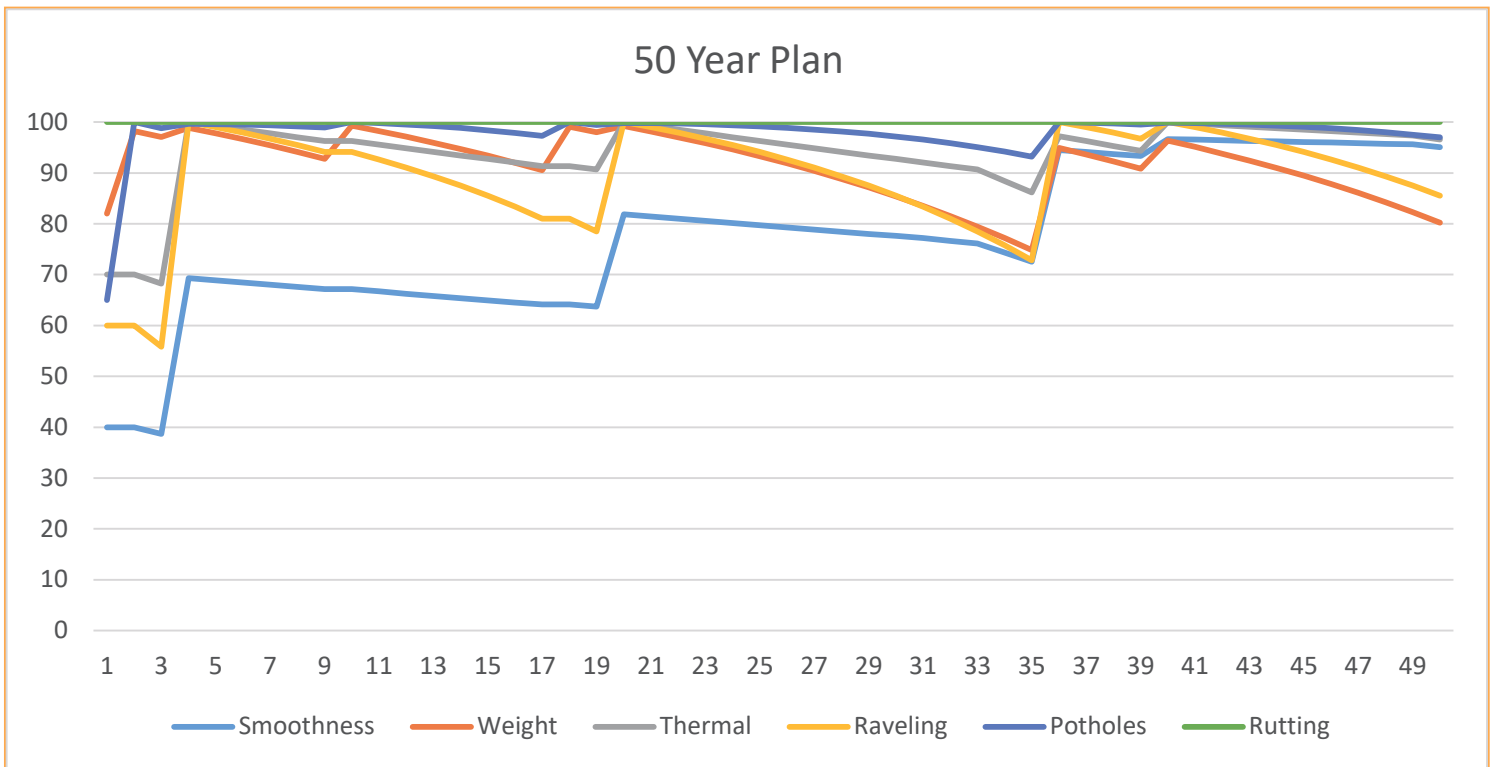
Maintenance	Total Cost	PQI Improvement	Decay Improvement	Value Improvement	Total Value	Value in Selected Number Of Years	ROI %
Patch	\$4,000	35	23	\$9,529	\$333,960	\$218,512	252
Road smoothing	\$6,000	32.5	8	\$11,571	\$336,002	\$224,664	206
Road smoothing/chip seal	\$20,000	101	60	\$26,590	\$351,021	\$229,956	169
Deep patch	\$6,000	35	23	\$9,529	\$333,960	\$218,512	168
Road smoothing/crack/chipseal	\$24,000	109	68	\$28,904	\$353,335	\$231,555	150
Road smoothing/slurry seal	\$21,000	76	36	\$20,646	\$345,077	\$223,916	11
Road smoothing/crack/slury seal	\$25,000	88	48	\$23,913	\$348,344	\$226,419	108
Crack seal/chip seal	\$22,000	77	62	\$17,333	\$341,765	\$219,156	97
Chip seal	\$18,000	65	52	\$14,066	\$338,498	\$216,534	96
Road smoothing/crack/bonded	\$51,000	120	73	\$33,650	\$358,081	\$234,505	77
Road smoothing/bonded	\$47,000	105	66	\$29,566	\$353,998	\$232,470	77
Road Smoothing/overlay	\$62,000	123	75	\$35,302	\$359,733	\$240,974	71
Rotomill/overlay/smoothing	\$68,000	126	82	\$35,574	\$360,005	\$240,722	65
Rotomill/overlay	\$66,000	123	80	\$34,213	\$358,644	\$238,322	63

Road Plan displays decay curves for each pavement defect.



We will help you decide the correct 50 Year Plan for each road section.

Year	Maintenance	Condition Index	Smoothness	Weight cracks	Thermal cracks	Raveling	Potholes	Rutting	Value of road section	Annual decay loss	Users cost
0		0	40	82	70	60	65	100	\$1,650,825	\$0	\$6,574
1	Patch	78	40	98	70	60	100	100	\$1,742,895	\$92,070	\$5,766
2	Road smooth/crack/chip seal	94	66	99	100	100	99	100	\$1,892,349	\$185,172	\$3,268
7	Patch	89	52	99	89	94	100	100	\$1,836,656	\$22,119	\$4,651
14	Patch	83	37	99	76	84	100	100	\$1,770,434	\$34,853	\$6,030
15	Road smooth/crack/chip seal	94	68	99	100	100	100	100	\$1,897,720	\$139,585	\$3,094
30	Rotomill/Overlay	96	88	91	96	100	100	100	\$1,922,881	\$266,351	\$1,115
33	Road smooth/crack/chip seal	97	90	94	100	100	100	100	\$1,939,950	\$70,685	\$926
50		62	51	1	65	74	79	100	\$1,505,724	(\$59,718)	\$5,189





Garlon Maxwell, President
Cell: (801) 921-2660
GMaxwell@diamonddroad.com



Making the very best maintenance decisions can save millions of dollars.